



Cyngor Castell-nedd Port Talbot
Neath Port Talbot Council

Performance Indicators










Neath Port Talbot Council












Appendix 1 - Regeneration and Sustainable Development Cabinet Board - Key Performance Indicators -
quarter 1 (1st April - 30th June) - 2021/22











Print Date: 03-Sep-2021

How will we know we are making a difference (01/04/2021 to 30/06/2021)?

PI Title	Actual 19/20	Actual 20/21	Actual 21/22	Target 21/22	Perf. RAG
ENVIRONMENT AND REGENERATION					
CP/021 - Number of new business start-up enquiries assisted	88.00		0.00	62.00	 Red
CP/042 - PAM/023 - Percentage of food establishments that meet food hygiene standards	93.41			95.00	 NA
CP/063 - The number of jobs created/safeguarded as a result of financial support by the local authority	32.00		0.00	70.00	 Red
CP/078 - Number of PM10 breaches in the Air Quality Management Area (Port Talbot / Taibach)	3.00	4.00	0.00	9.00	 Green
CP/110 - Workways + - Number of people helped back to work , training or volunteering	26.00	19.00	25.00	18.00	 Green
Workways+ delivery team has supported 25 individuals during the first quarter of 2021/22. 15 of these outcomes are for those going into employment over 16 hours. Engagement is increasing but there are still a high number of individuals who feel cautious about progressing into training/volunteering due to Covid. A number of employability support sessions are being delivered online to encourage engagement.					
CP/113- PAM/018 - Percentage of all planning applications determined in time	96.35	97.16	90.00	95.00	 Red
CP/120 - Extent of land under Council ownership or control that is protected and/or under appropriate management for biodiversity: Part A: Area (hectares)		179.39		179.40	 NA
Note: target for 2021/22 to increase on baseline. 179.40 added for RAG calculation.					
CP/121 - Extent of land under Council ownership or control that is protected and/or under appropriate management for biodiversity: Part B: Length (km)		22.79		22.80	 NA
Note: target for 2021/22 to increase on baseline. 22.80 added for RAG calculation.					
PI/280 - PAM/019 - Percentage of planning appeals dismissed	0.00	100.00	50.00	0.00	 Green

PI Title	Actual 19/20	Actual 20/21	Actual 21/22	Target 21/22	Perf. RAG
PI/366 - PLA/M002 - Planning - Average time taken from receipt of application to date decision is issued - days	50.21	61.21	81.97	90.00	 Green
PI/367 - PPN/001ii - Percentage of high risk businesses that were liable to a programmed inspection that were inspected for Food Hygiene	31.18			0.00	 NA
PI/370 - BCT/007 – The percentage of ‘full plan’ applications approved first time.	97.22	100.00	100.00	95.00	 Green
Maximum performance achieved in difficult circumstances. Demonstrating that officers have adapted well to a hybrid way of working.					
PI/371 - BCT/004 – Percentage of Building Control ‘full plan’ applications checked within 15 working days during the year.	100.00	100.00	97.83	96.00	 Green
Excellent performance achieved in difficult circumstances. Demonstrating that officers have adapted well to a hybrid way of working.					
PI/372 - PLA/004d - The percentage of all other planning applications determined during the year within 8 weeks	91.04	84.78	78.08	81.00	 Amber
PI/373 - PLA/M004 - The percentage of major planning applications determined during the year within 8 weeks	0.00		0.00	40.00	 Red
PI/374 - PLA/004c - The percentage of householder planning applications determined during the year within 8 weeks	96.34	81.97	74.78	97.00	 Red
PI/375 - PLA/004b - The percentage of minor planning applications determined during the year within 8 weeks	79.07	73.53	54.90	80.00	 Red
PI/376 - PLA/002 - The percentage of applications for development determined during the year that were approved	98.96	94.33	95.42	95.00	 Green
PI/380 - PLA/M001 – Planning - Average time taken from receipt of application to validation of application – days.	8.18	12.64	15.63	15.00	 Amber
PI/430 - Percentage of private water supplies where a risk assessment has been carried out in accordance with drinking water standards	50.00			0.00	 NA

PI Title	Actual 19/20	Actual 20/21	Actual 21/22	Target 21/22	Perf. RAG
PI/456 - Number of enterprise events held				3.00	 NA
PI/457- Number of completed training weeks for apprenticeship, traineeships and work experience	12.00			0.00	 NA
PI/458 - Number of visitors to Neath Town Centre	1092386.00			0.00	 NA
PI/459- Bring forward high quality office and light industrial space for inward investment expansion					
PI/462 - Number of business enquires assisted resulting in advice, information or financial support being given to existing companies through Business Services	131.00			0.00	 NA
PI/464 - Number of tourism operators Supported by the Council	18.00	24.00	4.00	0.00	 Green
1 new and 1 proposed accommodation providers were assisted. 2 existing accommodation providers were also assisted with queries relating to compliance with current Covid-19 guidance.					
PI/465 - Number of Destination Management Plan actions delivered.	7.00	5.00	6.00	0.00	 Green
Actions include compiling a visitor management plan and implementing strategies to manage visitor pressures at key sites.					
PI/518 - Trading Standards - Percentage of businesses that were either compliant when visited or brought into compliance during the period			84.54	75.00	 Green
This is a good result, but will be an anomaly. As the department continues the move to normal intervention, more breaches will be detected and investigation times run on through the year					
PI/519 -Trading Standards - Percentage of high risk businesses that were liable to a programmed inspection that were inspected for Trading Standards & Animal Health			10.20	15.00	 Red
Progress on the the inspection programme has been slow, partly due to the systems in place related to covid, but also due to sickness absence and maternity. The high risk inspection target is achievable and will be met by March 2022.					
PI/520 - Trading Standards- Redress obtained for consumers or victims of crime by service actions			31000.00		

PI Title	Actual 19/20	Actual 20/21	Actual 21/22	Target 21/22	Perf. RAG
This large sum is a one off payment following the the court directed compensation related to SDG / Crystal Style which was awarded in April 2021.					